



MFC[®]
PRELAM CHIPBOARD

**MFC STUDIO
COLLECTION**

**BUILD SMART.
BUILD SUSTAINABLE.**

Toll-free no.: 1800 833 0004
Email: info@greenlammfc.com
Website: www.greenlammfc.com



MFC[®]
PRELAM CHIPBOARD

THE NEXT GENERATION BOARD

About Us

Greenlam Limited is a wholly owned subsidiary of Greenlam Industries, which is among the world's top three laminate manufacturers and a leading integrated substrate and surface solutions provider. Greenlam Industries offer a wide range of products to customers in over 120 countries, consistently delivering innovation and quality. Its diverse product portfolio includes decorative laminates and compact boards, interior and exterior cladding, restroom cubicles, locker solutions, decorative veneers, engineered wood flooring, doors, and plywood.

With five state-of-the-art manufacturing facilities located across India—in Behror (Rajasthan), Nalagarh (Himachal Pradesh), Prantij (Gujarat), Tindivanam (Tamil Nadu), and Naidupeta (Andhra Pradesh)—Greenlam is committed to both quality and environmental responsibility. The company ethically sources its raw materials and holds numerous sustainability certifications, ensuring its products are both safe and eco-friendly.

Supported by an expansive global sales and distribution network, Greenlam is always prepared to assist in transforming your spaces with seamless expertise.

For more information, please visit:
<https://www.greenlamindustries.com/>

Modern Design, Redefined with Greenlam MFC

It's not just an upgrade, it's a revolution. This next generation chipboard empowers you to create stunning spaces. At Greenlam, we believe in empowering creativity.

Introducing Greenlam MFC – whatever your project is, the next generation Greenlam MFC brings you wood-based solutions with a wide variety of chipboards, both for dry and humid environments, thus making it possible to assure the best solution for the demands of application. Greenlam MFC guarantees greater flexibility, sustainability, performance, and functional alternatives, combining performance with functionality and design. This translates to a smart product that's both practical and inspiring. Our product portfolio with a wide range of sizes and thicknesses offers high technical performance and unlimited possibilities in furniture ranging from office furniture to residential furniture like kitchen cabinets, wardrobes, countertops, panels etc.

MFC products with melamine surfaces offer decorative solutions with 100+ captivating designs, offering exceptional durability for long-lasting furniture. Built to last, and designed to impress, Greenlam MFC is the perfect choice for your spaces. Available in various finishes like suede and matt, and in a wide range of colors, patterns and woods that lets your imagination take flight.



The Next Generation Board

We are the next generation,
Making smarter choices.

We demand progress, and a healthy planet,
Where design and sustainability coexist.

We don't settle for average.
We take action.

We choose Greenlam MFC, the revolutionary chipboard,
Engineered for a sustainable future.

Because Greenlam MFC isn't just a building material.
It's the foundation for a better tomorrow.
Crafted with cutting-edge technology
That reduces environmental impact,
It's our commitment to responsible design.
A legacy built on smart choices.

Build smart.
Build sustainable.
Choose Greenlam MFC – The Next Generation Board.



Greenlam

MFC®
PRELAM CHIPBOARD

From Raw to Remarkable, Manufacturing Greenlam MFC Chipboards

The largest integrated manufacturing setup located near India's largest agro-based plantation belt in Naidupeta, Andhra Pradesh, benefits from easy access to high-quality raw materials, minimizing transportation costs, and ensuring a reliable supply. Furthermore, our existing expertise allows us to produce a variety of ranges, sizes & thicknesses of chipboards, laminates, compact boards, and post-forming laminates catering to evolving design trends and offering a wider range of design and textural options for creating unique and spacious interiors.

All this coupled with the latest German technology for chipboard production, guarantees dimensional accuracy, superior strength, and a smooth surface finish. Our state-of-the-art, fully automatic lamination lines are highly flexible in handling various sizes, enabling efficient production and faster turnaround time.

**LARGEST
INTEGRATED
& FIRST-OF-
ITS-KIND
UNIT IN INDIA**

SPREAD ACROSS

**80
ACRES**

**ACCESSIBILITY
TO 3 MAJOR
PORTS -**

KRISHNAPATNAM PORT
ENMORE PORT
CHENNAI PORT

**STATE-OF-
THE-ART**

FULLY
AUTOMATIC
CONTINUOUS
CHIPBOARD
PLANT (CPS+)

7—9

FEET WIDTH
ADJUSTABLE
PRESSING
SYSTEM

PLANT CAPACITY

**2,92,380
CBM ANNUALLY**

100%

GERMAN
TECH PLANT

CRAFTED WITH PRECISION

Wood Sourcing
Harnessing the power of agro-based plantations, we source a substantial 4,00,000 MT of wood annually from local farmers. This commitment fosters a thriving ecosystem, benefiting farmers, traders, and transporters.

Wood Chipping
Our state-of-the-art chipper boasts a massive capacity, ensuring efficient processing of wood logs. This translates to precise chip size production, minimizing unusable chips and dust.

Flake Storage
Our advanced flake storage system, equipped with high-precision controls and a high-efficiency rotor, ensures flawless, consistent feeding of wet flakes into the drying system, guaranteeing top chipboard quality.

High Air Grading Efficiency
Our advanced air grading system further refines dry flake classification, not just by size but also by weight, guaranteeing uniform density.

Ensures excellent thickness tolerances, uniform density profile

Continuous Process System+
CPS+ utilizes cutting-edge automation and controls to deliver exceptional chipboard quality and optimizes efficiency.

Ensure most sustainable operation to achieve uniform thickness & superb surface finish

Chipboard Cooling
Cooling the boards down to ensure stable quality and temperature before stacking them.

High-Precision Sanding
Our high-speed sanding line with precise thickness control and online inspection delivers the smoothest surface finish, free from defects.

Short Cycle Lamination
This high-speed, fully automated line boasts quick handling and automatic plate changes, delivering superior board quality and unmatched production efficiency.



Wood Feeding
Coupled with a high-precision metal detector, our advanced feeding system ensures a smooth, efficient flow of materials, offering unmatched flexibility.

Ensuring metal-free chipboards

Chip Storing, Screening & Flaking
Optimized chip storage ensures a smooth flow of uniform chips, maximizing flaking efficiency and quality. It's followed by screening and selecting the right chips for the process. Advanced flaking with Wobble Technology and Air Cleaning, provide the best-in-class flake geometry.

Ensuring an excellent density profile with good physical and mechanical properties

Drying & Classifying the Flakes
The drying technology utilizes a rotary drum system with advanced process control and online moisture analysis. This ensures exceptionally uniform and consistent moisture levels across all flakes.

Maintains perfect moisture in the chipboards

Dosing & Resin Blending
Multi-control system ensures precise chip with X-ray, volume, and weight control.


Results into highest quality of board properties and surface quality

Mat Forming
Advanced mat forming is ensured with precise creation for uniform density & flawless surface.

Edge Trimming & Master Chipboard Cutting
The fully automated edge trimming and cutting system synchronizes seamlessly with the entire line, minimizing waste. The efficient "no stop, no waste" design utilizes recycled trimmings to produce excellent edges and dimensions.

Automated Stacking and Curing System
Our fully automated "Lukki" system ensures perfect board curing through organized stacking and precise movement. This minimizes human error and potential damage, leading to consistent board quality with no damage to surfaces and edges.

Chipboard Sizing & Stacking
The sizing system efficiently converts master panels into various finished board sizes with zero human intervention, giving us perfect dimensions of finished boards.



MFC Tech Smart

Uncompromising Quality. Unmatched Versatility.
Unrelenting Performance.



Superior Density

Our most advanced Wobble distribution technology ensures superior physical and mechanical properties for a superior density profile crafted for enhanced screw retention and stability.



Engineered for Superior Weight Support

The highly advanced sanding system is fully loaded with thickness controls to achieve uniform density and thickness, enhancing Greenlam MFC endurance and impact.



Breathe Better

Greenlam MFC prioritizes low-emission materials, ensuring cleaner air for your living space.



Top-notch Paper Impregnation

Greenlam MFC Studio Collection offers 100% European decors. The paper impregnation with gravimetric resin treatment system is engineered to withstand wear and tear.



Unique Array of Designs

Greenlam MFC boards empower you to bring any project vision to life. Explore a vast collection of colors, textures and finishes, from modern colors to timeless woods.



Unified Solution

Our comprehensive product range of Greenlam that includes decorative laminates, compact boards, post-forming laminates can be offered with the Greenlam MFC Chipboards to compliment the whole space with the coordinated decors.



Embracing a Sustainable Revolution

Respecting nature and crafting innovation, we harness the power of wood, a renewable resource, to create sustainable solutions for the next generation, therefore focusing on regeneration. We have integrated and optimized our manufacturing process & capabilities to remain sustainable throughout all the steps.

Overall, our economical strategy not only enhances the regeneration of our recycled chipboards but also establishes a technological ecosystem that supports environmental and societal well-being.



Using Wood from Agro-based Plantation

Our deep commitment to building a sustainable future starts with our wood sourcing. By partnering with local agro-based plantations, we significantly reduce transportation costs and our carbon footprint.



No Stop – No Waste

We achieve zero-waste production with our innovative edge trimming system. This fully automated solution utilizes efficient blades and low-power consumption to ensure perfect dimensions and minimal waste. Even trimmings are 100% recycled back into the process, maximizing efficiency and sustainability.



Energy from Waste

By implementing a 'waste-to-energy' model, 100% of the processed waste fuels the system, minimizing environmental impact. Our highly flexible board sizing handles various master panel sizes and creates finished chipboards of diverse dimensions. It embraces sustainability by seamlessly recycling 100% of cutting waste and edge trimmings back into the process.



Conserving Natural Resources

Our advanced chipping technology translates to sustainable engineering practices and our low-energy consumption model ensures efficient power usage that focuses on significant electricity savings.

Cradle-to-Cradle Design - Remaking the way we make things

With Cradle-to-Cradle we rethink the way materials, products, and systems are designed and produced. Our wood-based chipboard production demonstrates a robust commitment to the principles of recyclability. That means we ensure that the material made with our sustainable chipboards can be brought back into production to make chipboards again. We create technological and business environment that allows us to introduce the recyclable boards in a wider product portfolio.

How are our chipboards sustainable:

1. By designing products that can be fully reused. We minimize waste and pollution, alleviate the strain on landfills and the environment.
2. The efficient use of materials and the promotion of closed-loop systems minimize the consumption of virgin resources, preserving ecosystems and reducing resource depletion.
3. By advocating for renewable energy sources and energy-efficient design, we contribute to reducing greenhouse gas emissions and mitigating climate change impacts.

By embracing this innovative approach, architects, designers, and manufacturers can play an active role in shaping a world where waste is virtually eliminated, and resources are used responsibly and efficiently.



Engineered for The Next Generation

Crafted with meticulous precision, Greenlam MFC offers a wide variety of ranges, sizes & thicknesses with different emission grades to choose from.

The result? A remarkably strong and stable chipboard that forms the perfect foundation for your designs that makes it a perfect fit for the next generation.

MFC Core

(Grade II)

Good load-bearing capacity for dry conditions with good dimensional stability and stiffness. This chipboard is suitable for the production of furniture and shelving units as it can be easily machined.



Applications



Furniture



Doors



Partitions



Interior decorations



Use in dry conditions

Benefits



Easy to mill



Versatile

Available In

E1 & E2

Technical Information

Property	Test	Unit	Thickness (mm)					
			9	12	15	17	18	25
Modulus of rupture	IS 2380 (Part-4):19777	N/mm ²	10	10	10	10	10	10
Modulus of elasticity	IS 2380 (Part-4):19777	N/mm ²	2200	2200	2200	2200	2200	2200
Thickness swelling in 2hr	IS 2380 (Part-17):1977	%	12	12	12	12	12	12
Tensile strength perpendicular to laminate surface	IS 2380 (Part-5):19777	N/mm ²	0.3	0.3	0.3	0.3	0.3	0.3
Screw withdrawal strength	IS 2380 (Part-14):1977	N	1250	1250	1250	1250	1250	1250
Formaldehyde emission class			E1 & E2	E1 & E2	E1 & E2	E1 & E2	E1 & E2	E1 & E2

Product Range

Lamination Type	Size (ft)		
	8'x4'	8'x6'	9'x6'
BSL	✓	✓	✓
OSL	✓	✓	✓
BSB	✓	✓	✓
OSR	-	-	-

Lamination Type	Thickness (mm)					
	9	12	15	17	18	25
BSL	✓	✓	✓	✓	✓	✓
OSL	✓	✓	✓	✓	✓	✓
BSB	✓	-	-	✓	✓	✓
OSR	-	-	-	-	-	-

Note: 8' x 4' - 2440 x 1220 mm, 8' x 6' - 2440 x 1830 mm and 9' x 6' - 2750 x 1830 mm. All non-standard thicknesses and sizes will be available on MOQ basis.

MFC Core +

(Grade I)

Superior load-bearing capacity for dry and humid conditions with high-dimensional stability and stiffness. A chipboard with special resistance properties to occasional humidity, with minimal expansion and swelling. The board has good mechanical properties and a particularly adapted core to receive screws and fixation systems. In addition to technical performance, these panels are sustainable and environment-friendly.



Applications



Kitchen and bathroom furniture



Load-bearing use in humid conditions



Indoor areas in demanding load applications



Use on structural flooring, walls and roofs



Structural or access flooring

Benefits



Easy to mill



Versatility



Load-bearing

Available In

E1 & E2

Technical Information

Property	Test	Unit	Thickness (mm)					
			9	12	15	17	18	25
Modulus of rupture	IS 2380 (Part-4):19777	N/mm ²	13	13	13	13	13	13
Modulus of elasticity	IS 2380 (Part-4):19777	N/mm ²	2200	2200	2200	2200	2200	2200
Thickness swelling in 2hr	IS 2380 (Part-17):1977	%	8	8	8	8	8	8
Tensile strength perpendicular to laminate surface	IS 2380 (Part-5):19777	N/mm ²	0.4	0.4	0.4	0.4	0.4	0.4
Screw withdrawal strength	IS 2380 (Part-14):1977	N	1250	1250	1250	1250	1250	1250
Formaldehyde emission class			E1 & E2	E1 & E2	E1 & E2	E1 & E2	E1 & E2	E1 & E2

Product Range

Lamination Type	Size (ft)			Thickness (mm)					
	8'x4'	8'x6'	9'x6'						
BSL	✓	✓	✓						
OSL	✓	✓	✓						
BSB	✓	✓	✓						
OSR	-	-	-						
Lamination Type	Thickness (mm)								
	9	12	15	17	18	25			
BSL	✓	✓	✓	✓	✓	✓			
OSL	✓	✓	✓	✓	✓	✓			
BSB	✓	-	✓	✓	✓	✓			
OSR	-	-	-	-	-	-			

Note: 8' x 4' - 2440 x 1220 mm, 8' x 6' - 2440 x 1830 mm and 9' x 6' - 2750 x 1830 mm. All non-standard thicknesses and sizes will be available on MOQ basis.




MFC HMR

(Grade I)





Excellent load-bearing capacity with high moisture resistance, excellent dimensional stability and stiffness. This high-density chipboard comes with a high mechanical resistance too and performs well in humid environment with minimal expected expansion and swelling.



Applications

-  Furniture components
-  Partitions
-  Areas that require protection from moisture
-  Bathroom and kitchen furniture
-  Humid areas, kitchens / bathrooms
-  Structural roof decking

Benefits

-  Easy to mill
-  Versatile
-  Load-bearing
-  Moisture resistant

Available In E1 & E2

Technical Information

Property	Test	Unit	Thickness (mm)					
			9	12	15	17	18	25
Modulus of rupture	AS/NZS 4266.5	N/mm ²	16	16	16	16	16	16
Modulus of elasticity	AS/NZS 4266.5	N/mm ²	2400	2400	2400	2400	2400	2400
Thickness swelling in 24 hr	AS/NZS 4266.8	%	12	12	12	12	12	12
Tensile strength perpendicular to laminate surface	AS/NZS 4266.6	N/mm ²	0.4	0.4	0.4	0.4	0.4	0.4
Screw withdrawal strength	AS/NZS 4266.13	N	1250	1250	1250	1250	1250	1250
Formaldehyde emission class			E1 & E2	E1 & E2	E1 & E2	E1 & E2	E1 & E2	E1 & E2

Product Range

Lamination Type	Size (ft)		
	8'x4'	8'x6'	9'x6'
BSL	✓	✓	-
OSL	✓	✓	-
BSB	✓	✓	-
OSR	✓	-	-

Lamination Type	Thickness (mm)					
	9	12	15	17	18	25
BSL	✓	✓	-	✓	✓	✓
OSL	✓	✓	-	✓	✓	✓
BSB	✓	-	-	✓	✓	✓
OSR	-	-	-	✓	✓	-

Note: 8' x 4' - 2440 x 1220 mm, 8' x 6' - 2440 x 1830 mm and 9' x 6' - 2750 x 1830 mm. All non-standard thicknesses and sizes will be available on MOQ basis.



Design Curation

Dreaming of a space that speaks
for itself?

Greenlam MFC Studio Collection with
100% European decors is your design
muse. Dive into a world of colors,
patterns and woods to create a
masterpiece. The next generation's
vision awaits.

OFFICE SPACES

Power up productivity.

Spark creativity and collaboration. Greenlam MFC helps you design modern office spaces. Our durable and smart chipboards come in a range of styles, perfect for creating functional and inspiring work zones.



42124 SUD
Refresh Oak

Edgeband Code - 42124



HOSPITALITY SPACES

Designed for
leisurely time.

From lobbies to guest rooms, Greenlam MFC transforms your hospitality spaces. Durable, versatile, and ideal for furniture, countertops, and much more, our versatile and smart chipboards provide a stunning array of designs.



42142 SUD
Salvador Oak

Edgeband Code - 42142



EDUCATIONAL SPACES

Inspire young minds in a healthy environment.

There's more to Greenlam MFC than meets the eye. Discover a smarter solution for classrooms and educational spaces. Our durable, stain-resistant, low-emission, smart & sustainable chipboards offer a wide range of designs to create stimulating learning environments.



42528 SUD
Blue Galaxy

Edge Band Code - 42528



LIVING SPACES

Reimagine your home,
breathe easy.

From modular kitchen cabinets to stylish
furniture units, Greenlam MFC elevates any
home's functionality and style. This innovative
smart chipboard boasts a variety of designs to
match your vision.



42124 SUD
Refresh Oak

Edgeband Code - 42124



RETAIL SPACES

Design for impact,
elevate your retail experience.

From sleek displays to captivating walls, Greenlam MFC transforms your retail space. Our versatile and smart chipboards offer unmatched durability and a stunning array of designs, giving you the freedom to craft a shop that reflects your vision and inspires shoppers.



42131 SUD
Oxford Cherry

Edgeband Code - 42131



HEALTH CARE SPACES

Promote healing in a
healthy environment.

Where functionality meets comfort. Greenlam MFC
low-emission, elevates healthcare spaces with durable
chipboards that hold the potential for creating calming
designs for patients' well-being and a focus on recovery.



42112 SUD
Nordic Acacia

Edgeband Code - 42112





A World of Design Awaits

Unleash your creative vision with Greenlam MFC. Explore a world of design possibilities with our extensive range of colors, patterns and woods. From sleek modern aesthetics to timeless elegance, Greenlam MFC offers the perfect surface to elevate any space. Discover the next generation freedom to design without limits and bring your dream project to life.

Flip the page to explore our unique MFC Studio
Collection with 100% European decors.

MFC Studio

MFC Studio Collection with 100% European decors is an invitation to unleash your inner artist. Imagine a world where the warmth of a craftsman's workshop meets the limitless possibilities of modern design. Here, the raw beauty of natural textures and the elegance of curated finishes come together to ignite your creativity.

MFC Studio Collection is the foundation upon which your design dreams take flight. Explore the possibilities and create a space that's not just a reflection of you but of the next generation too!

Lamination	MFC Core (Grade II)			Thickness (mm)					
Type	8'x4'	8'x6'	9'x6'	9	12	15	17	18	25
BSL	✓	✓	✓	✓	✓	✓	✓	✓	✓
OSL	✓	✓	✓	✓	✓	✓	✓	✓	✓
BSB	✓	✓	✓	✓	-	-	✓	✓	✓
OSR	-	-	-	-	-	-	-	-	-

Lamination	MFC Core+ (Grade I)			Thickness (mm)					
Type	8'x4'	8'x6'	9'x6'	9	12	15	17	18	25
BSL	✓	✓	✓	✓	✓	✓	✓	✓	✓
OSL	✓	✓	✓	✓	✓	✓	✓	✓	✓
BSB	✓	✓	✓	✓	-	✓	✓	✓	✓
OSR	-	-	-	-	-	-	-	-	-

Lamination	MFC HMR (Grade I)			Thickness (mm)					
Type	8'x4'	8'x6'	9'x6'	9	12	15	17	18	25
BSL	✓	✓	-	✓	✓	-	✓	✓	✓
OSL	✓	✓	-	✓	✓	-	✓	✓	✓
BSB	✓	✓	-	✓	-	-	✓	✓	✓
OSR	✓	-	-	-	-	-	✓	✓	-






EG
HPL

42501 SUD
White




EG
HPL
C

42502 SUD
Designer White




EG

42503 SUD
Everest White



EG
HPL
C

42508 SUD
Beige



EG
HPL

42531 SUD
Pebble



EG
HPL
C

42516 SUD
Cream Yellow



EG

42504 SUD
Frosty White



EG
HPL
C

42507 SUD
Sheer




EG
HPL
C

42506 SUD
Moon Stone



EG
HPL

42505 SUD
Ivory



EG
C


42529 SUD
Bronze



EG
HPL
C

42530 SUD
Mud Ash





EG
HPL
C

42518 SUD
Mustard



EG
HPL
C

42517 SUD
Divine Yellow



EG
HPL
C

42519 SUD
Light Orange



EG
HPL
C

42524 SUD
Dark Green



EG
HPL
C

42523 SUD
Lime



EG
HPL
C

42522 SUD
Olive



EG
HPL
C

42521 SUD
Barbie Pink



EG
HPL
C

42520 SUD
Red Dynasty



EG
C

42526 SUD
Peacock




EG
HPL
C

42527 SUD
Electric Blue



EG
HPL
C


42528 SUD
Blue Galaxy



EG
HPL
C


42525 SUD
Ozone





EG

42512 SUD
Gothic Grey



EG

HPL

C

42511 SUD
Dust



EG

42510 SUD
Silver Grey



EG

HPL

C

42509 SUD
Light Grey




EG

HPL


C

42515 SUD
Black



EG

42514 SUD
Slate Grey



EG

HPL

C

42513 SUD
Dark Grey





EG
HPL
C
PF

42101 SUD
Hiland Pine



EG

42102 SUD
Wyomping
Maple Light



EG

42121 SUD
Burma Oak
Light



EG
HPL
C

42114 SUD
Thansau Maple



EG

42115 SUD
Intal Beech



EG
HPL
PF

42134 SUD
Chelsea Chestnut
Natural



EG
HPL

42104 SUD
Oslo



EG
HPL
PF

42105 SUD
Moldau
Acacia Light



EG

42107 SUD
Irish Walnut



EG
HPL
C

42111 SUD
Oak



EG
HPL
PF

42113 SUD
Louisiana Oak



EG
HPL
C
PF

42116 SUD
Primeval Oak





EG

42118 SUD
Elegant Teak



EG

HPL

C

PF

42127 SUD
Saturno
Walnut



EG

42128 SUD
Lyon Walnut



EG

HPL

PF

42117 SUD
Red Oak



EG

HPL

PF

42126 SUD
Bavarian Beech



EG

HPL

C

PF

42125 SUD
Nordic Walnut





EG
HPL
C

42112 SUD
Nordic Acacia



EG

42119 SUD
Sonoma Oak
Light



EG
HPL
C

42124 SUD
Refresh Oak



EG

42131 SUD
Oxford Cherry



EG

42130 SUD
Novacento
Pine



EG
HPL
C
PF

42129 SUD
Canyon
Walnut



EG

42138 SUD
Mountain
Oak Light



EG
HPL
C
PF

42123 SUD
Philippine Teak



EG

42122 SUD
Burma Oak
Natural



EG
HPL
PF

42106 SUD
Moldau
Acacia Dark



EG

42139 SUD
Mountain Oak
Dark



EG

42132 SUD
Natural
Mahogany





EG

42133 SUD
Espresso
Walnut



EG

42137 SUD
Lorraine
Walnut



EG

HPL

42135 SUD
Chelsea Chestnut
Brown



EG

HPL

C

42108 SUD
Dandy Wood
Taupe



EG

HPL

C

42109 SUD
Dandy Wood
Anthracite



EG

HPL

42136 SUD
Chelsea Chestnut
Anthracite



EG

42120 SUD
Sonoma Oak
Dark



EG

42140 SUD
Cocoa Walnut



EG

42103 SUD
Wyomping
Maple Dark



EG

C

42110 SUD
Rovere Bardolino



EG

C

42142 SUD
Salvador Oak



EG

42141 SUD
Wenge





EG
HPL
C

42701 SUD
Clear Mesh



EG
HPL
C

42702 SUD
Smoky Mesh



EG
HPL
C

42901 SUD
Meta Silver



EG
C

42703 SUD
Alu Taint



The Greenlam Canvas: Offerings and Product range

General Characteristics (Tolerance on nominal dimensions)								
Property	Test	Unit	Thickness (mm)					
			9	12	15	17	18	25
Thickness	IS 2380	mm	±5%	±5%	±5%	±5%	±5%	±5%
Length and Width	(Part-2):1977		±5	±5	±5	±5	±5	±5
Squareness	IS 2380 (Part-2):1977	mm	2	2	2	2	2	2
Density variation within the board	IS 2380 (Part-3):1977	%	±10%	±10%	±10%	±10%	±10%	±10%
Moisture content	IS 2380 (Part-3):1977	%	5-15	5-15	5-15	5-15	5-15	5-15

MFC Core (Grade II)		
Good load-bearing capacity for dry conditions with good dimensional stability and stiffness.		
Application	Emission Class	Thickness Range (mm)
Boards for interior fittings (including furniture)	E1 & E2	6 to 45
Boards for load- bearing use	E1 & E2	10 to 40
Boards for heavy-duty load- bearing use	E1 & E2	25 to 45

MFC Core + (Grade I)		
Superior load-bearing capacity for dry and humid conditions with high dimensional stability and stiffness.		
Application	Emission Class	Thickness Range (mm)
Boards for non- load-bearing use	E1 & E2	8 to 45
Boards for load- bearing use	E1 & E2	8 to 45
Boards for heavy-duty load- bearing	E1 & E2	25 to 45

MFC HMR (Grade I)		
Excellent load-bearing capacity with high moisture resistance & excellent dimensional stability and stiffness.		
Application	Emission Class	Thickness Range (mm)
Boards for non- load-bearing use in dry conditions	E1 & E2	10 to 45
Boards for non- load-bearing use in humid conditions	E1 & E2	10 to 45
Boards for load- bearing use in dry conditions	E1 & E2	10 to 40
Boards for heavy-duty load- bearing in dry and humid conditions	E1 & E2	25 to 45

General Applications				
Segments	Applications	MFC Core (Grade II)	MFC Core + (Grade I)	MFC HMR (Grade I)
Doors and Frames	Interior doors	✓	✓	✓
	Door cores	-	-	-
Furniture	Residential furniture	✓	-	-
	Wardrobes and drawer bottoms	✓	-	-
	Kitchen and counter tops	✓	✓	-
	Bathroom furniture	✓	✓	-
	Office furniture	✓	✓	✓
	School furniture	✓	✓	✓
Packaging Retails and Exhibitions	Multipurpose crates	✓	✓	-
	Public spaces and retail	✓	✓	✓
	Exhibitions	✓	✓	✓
Panelling		-	-	-
Partitions		✓	-	✓

MFC Core (Grade II)	Size (ft)			Thickness (mm)					
	8'x4'	8'x6'	9'x6'	9	12	15	17	18	25
BSL	✓	✓	✓	✓	✓	✓	✓	✓	✓
OSL	✓	✓	✓	✓	✓	✓	✓	✓	✓
BSB	✓	✓	✓	✓	-	-	✓	✓	✓
OSR	-	-	-	-	-	-	-	-	-

MFC Core + (Grade I)	Size (ft)			Thickness (mm)					
	8'x4'	8'x6'	9'x6'	9	12	15	17	18	25
BSL	✓	✓	✓	✓	✓	✓	✓	✓	✓
OSL	✓	✓	✓	✓	✓	✓	✓	✓	✓
BSB	✓	✓	✓	✓	-	✓	✓	✓	✓
OSR	-	-	-	-	-	-	-	-	-

MFC HMR (Grade I)	Size (ft)			Thickness (mm)					
	8'x4'	8'x6'	9'x6'	9	12	15	17	18	25
BSL	✓	✓	-	✓	✓	-	✓	✓	✓
OSL	✓	✓	-	✓	✓	-	✓	✓	✓
BSB	✓	✓	-	✓	-	-	✓	✓	✓
OSR	✓	-	-	-	-	-	✓	✓	-

Note: 8' x 4' - 2440 x 1220 mm, 8' x 6' - 2440 x 1830 mm and 9' x 6' - 2750 x 1830 mm. All non- standard thicknesses and sizes will be available on MOQ basis.

OUR COMPREHENSIVE RANGE



Superior
Density



Engineered
for Superior
Weight Support



Breathe
Better



Top-notch
Paper
Impregnation



Unique Array
of Designs



Unified
Solution

MFC Studio	Category	MFC Code	Design Name	8' x 4'	8' x 6'	9' x 6'	Edge band Code	Laminate Code	Post forming available	Compact Code	Page No.
	Colors	42501	White	-	✓	✓	42501	101	-	-	40
		42502	Designer White	-	✓	✓	42502	111	-	111	40
		42503	Everest White	-	✓	✓	42503	-	-	-	40
		42504	Frosty White	-	✓	✓	42504	-	-	-	40
		42505	Ivory	-	✓	✓	42505	121	-	-	41
		42506	Moon Stone	-	✓	✓	42506	133	-	133	40
		42507	Sheer	-	✓	✓	42507	-	-	149	40
		42508	Beige	-	✓	✓	42508	141	-	141	41
		42509	Light Grey	-	✓	✓	42509	271	-	271	45
		42510	Silver Grey	-	✓	✓	42510	-	-	-	44
		42511	Dust	-	✓	✓	42511	268	-	268	44
		42512	Gothic Grey	-	✓	✓	42512	-	-	-	44
		42513	Dark Grey	-	✓	✓	42513	261	-	261	44
		42514	Slate Grey	-	✓	✓	42514	-	-	-	44
		42515	Black	-	✓	✓	42515	401	-	401	44
		42516	Cream Yellow	-	✓	✓	42516	230	-	230	41
		42517	Divine Yellow	-	✓	✓	42517	207	-	207	42
		42518	Mustard	-	✓	✓	42518	137	-	137	42
		42519	Light Orange	-	✓	✓	42519	217	-	217	42
		42520	Red Dynasty	-	✓	✓	42520	204	-	204	42
		42521	Barbie Pink	-	✓	✓	42521	173	-	173	42
		42522	Olive	-	✓	✓	42522	257	-	257	43
		42523	Lime	-	✓	✓	42523	259	-	259	43
		42524	Dark Green	-	✓	✓	42524	245	-	245	43
		42525	Ozone	-	✓	✓	42525	284	-	284	43
		42526	Peacock	-	✓	✓	42526	-	-	464	42
		42527	Electric Blue	-	✓	✓	42527	291	-	291	43
		42528	Blue Galaxy	-	✓	✓	42528	297	-	297	43
		42529	Bronze	-	✓	✓	42529	-	-	264	41
		42530	Mud Ash	-	✓	✓	42530	134	-	134	41
		42531	Pebble	-	✓	✓	42531	276	-	-	41
	Woods	42101	Hiland Pine	✓	✓	✓	42101	682	PF	682	46
		42102	Wyomping Maple Light	-	✓	✓	42102	-	-	-	46
		42103	Wyomping Maple Dark	-	✓	✓	42103	-	-	-	52
		42104	Oslo	-	✓	✓	42104	5391	-	-	46
		42105	Moldau Acacia Light	✓	✓	✓	42105	5091	PF	-	46
		42106	Moldau Acacia Dark	✓	✓	✓	42106	5088	PF	-	51
		42107	Irish Walnut	-	✓	✓	42107	-	-	-	46
		42108	Dandy Wood Taupe	-	✓	✓	42108	5377	-	5377	53

MFC Studio	Category	MFC Code	Design Name	8' x 4'	8' x 6'	9' x 6'	Edge band Code	Laminate Code	Post forming available	Compact Code	Page No.
	Woods	42109	Dandy Wood Anthracite	-	✓	✓	42109	5378	-	5378	53
		42110	Rovere Bardolino	-	✓	✓	42110	-	-	5386	53
		42111	Oak	-	✓	✓	42111	738	-	738	47
		42112	Nordic Acacia	-	✓	✓	42112	5394	-	5394	50
		42113	Louisiana Oak	✓	✓	✓	42113	5082	PF	-	47
		42114	Thansau Maple	-	✓	✓	42114	5006	-	5006	47
		42115	Intal Beech	-	✓	✓	42115	-	-	-	47
		42116	Primeval Oak	✓	✓	✓	42116	5076	PF	5076	47
		42117	Red Oak	✓	✓	✓	42117	5049	PF	-	48
		42118	Elegant Teak	-	✓	✓	42118	-	-	-	48
		42119	Sonoma Oak Light	-	✓	✓	42119	-	-	-	50
		42120	Sonoma Oak Dark	-	✓	✓	42120	-	-	-	52
		42121	Burma Oak Light	-	✓	✓	42121	-	-	-	46
		42122	Burma Oak Natural	-	✓	✓	42122	-	-	-	50
		42123	Philippine Teak	✓	✓	✓	42123	5003	PF	5003	50
		42124	Refresh Oak	-	✓	✓	42124	5427	-	5427	50
		42125	Nordic Walnut	✓	✓	✓	42125	5333	PF	5333	48
		42126	Baverian Beech	✓	✓	✓	42126	695	PF	-	48
		42127	Saturno Walnut	✓	✓	✓	42127	5375	PF	5375	48
		42128	Lyon Walnut	-	✓	✓	42128	-	-	-	48
		42129	Canyon Walnut	✓	✓	✓	42129	5334	PF	5334	51
		42130	Novacento Pine	-	✓	✓	42130	-	-	-	51
		42131	Oxford Cherry	-	✓	✓	42131	-	-	-	51
		42132	Natural Mahogany	-	✓	✓	42132	-	-	-	51
		42133	Espresso Walnut	-	✓	✓	42133	-	-	-	52
		42134	Chelsea Chestnut Natural	✓	✓	✓	42134	5381	PF	-	47
		42135	Chelsea Chestnut Brown	-	✓	✓	42135	5382	-	-	52
		42136	Chelsea Chestnut Anthracite	-	✓	✓	42136	5383	-	-	53
		42137	Lorraine Walnut	-	✓	✓	42137	-	-	-	52
		42138	Mountain Oak Light	-	✓	✓	42138	-	-	-	50
		42139	Mountain Oak Dark	-	✓	✓	42139	-	-	-	51
		42140	Cocoa Walnut	-	✓	✓	42140	-	-	-	52
		42141	Wenge	-	✓	✓	42141	-	-	-	53
		42142	Salvador Oak	-	✓	✓	42142	-	-	5389	53
	Patterns	42701	Clear Mesh	-	✓	✓	42701	5566	-	5566	54
		42702	Smoky Mesh	-	✓	✓	42702	5568	-	5568	54
		42703	Alu Taint	-	✓	✓	42703	-	-	5853	54
		42901	Meta Silver	-	✓	✓	42901	923	-	923	54

Note: All the decors are available in Matt and Suede.



Unified Solutions

Imagine a space where every element works in perfect unison. With our comprehensive product range, achieving a cohesive and unique design identity is easier than ever. We've curated a complete selection of materials, taking the guesswork out of coordination. It's like having a team of specialists at your fingertips, delivering everything you need for a stunning, unified interior.